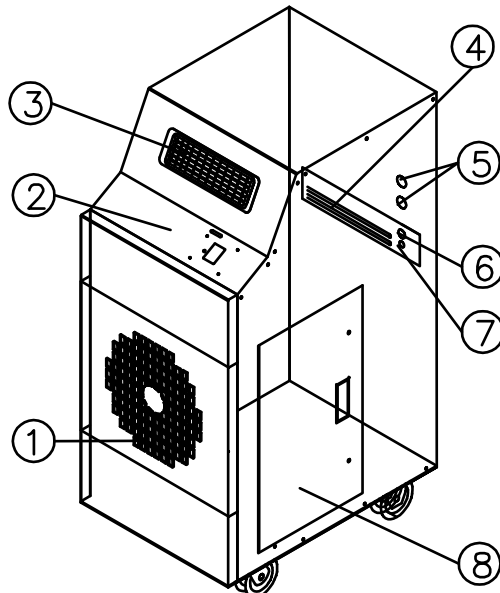


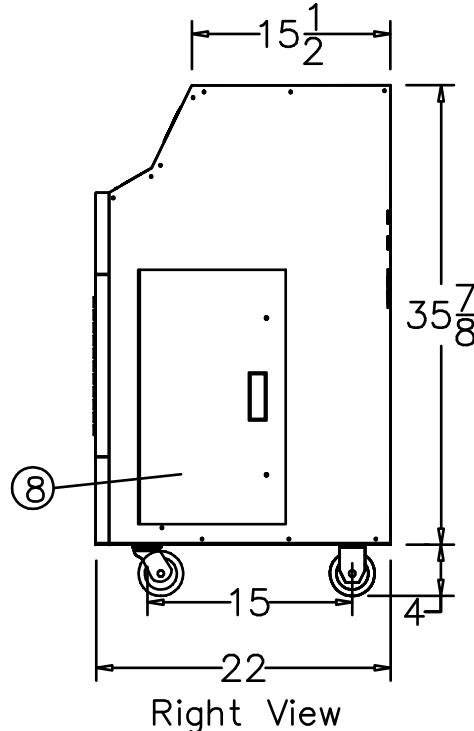
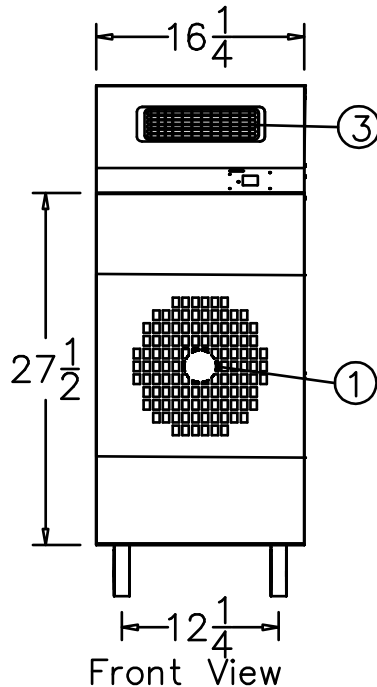
# SWAC1811

## Legend

- 1 Return Air
- 2 Control Pad
- 3 Cold Air Supply
- 4 Power Cord
- 5 1/2" Female water Hose Connector (Inlet/Outlet)
- 6 Condensate Nipple
- 7 Condensate Alarm Jack
- 8 Access Door



Isometric View





PENN RADIANT PRODUCTS

1-800-438-2503

# SPECIFICATIONS

Model SWAC1811 - 1.5 Ton

COOLING CAPACITY		
	BTU/hr @ 95 F at 60%RH	17,700 (1-1/2 TON)
COMPRESSOR DATA		
	Compressor Type	HERMETIC ROTARY
	Operating Temperatures	60-110 F .50%RH
	Refrigerant	R-22
FAN DATA		
EVAPORATOR		
	Fan Type (Centrifigul)	DIRECT DRIVE
	Air Flow (CFM)	600/3
	Supply Air Data	ADJUSTABLE VENT
	Supply Air Chute Data (Optional)	2-5" Dia.x12" Length
	Motor HP	1/4
WATER FLOW DATA		
	Flow Regulation Valve	AUTOMATIC
	Inlet Water 85F-95F Exit(GPM)	4.5
	Inlet Water 75F-95F Exit(GPM)	2.25
	Inlet Water 65F-95F Exit(GPM)	1.5
	Inlet Water 55F-95F Exit(GPM)	1.2
ELECTRICAL DATA		
	Power Supply (Volts)	115-1 Phase
	Current Consumption (Amps)	16.5
	Power Consumption (KW)	1.6
	Maximum Circuit Breaker (Amps)	20
	Minimum Circuit Ampacity (Amps)	16.75
	Min/Max Voltage	105-125
	Power Cord Gauge/Length	12AWG/6
	Plug Configuraton	NEMA 5-20
DIMENSIONAL DATA		
Unitary Models	Width x Depth x Height (Inches)	16.25X22X40
	Weight (Lbs.)	151
	Shipping Weight (Lbs.)	226
SAFETY DEVICE DATA		
	Compressor Overload	INTERNAL
	Fan Motor Overload	AUTOMATIC INTERNAL
	Evaporator Freeze-up	HOT GAS BYPASS
	High Pressure Switch	MANUAL
	Low Pressure Switch	AUTOMATIC
	Compressor Short Cycle	YES
	Automatic Restart	YES
	Thermostat	MICROPROCESSOR/ DIGITAL
	Condensate Pump w 20' Head Pres.	YES
	Condensate Pump Overflow	YES
	Condensate Tank Overflow	YES

